

PLANIMETRIA GENERALE | scala 1:500



FOTO AEREA



FOTO 01



FOTO 02



FOTO 03



FOTO 04



FOTO 05



FOTO 06



FOTO 07



FOTO 08



FOTO 09

PIANTA PIANO SEMINTERRATO | scala 1:200

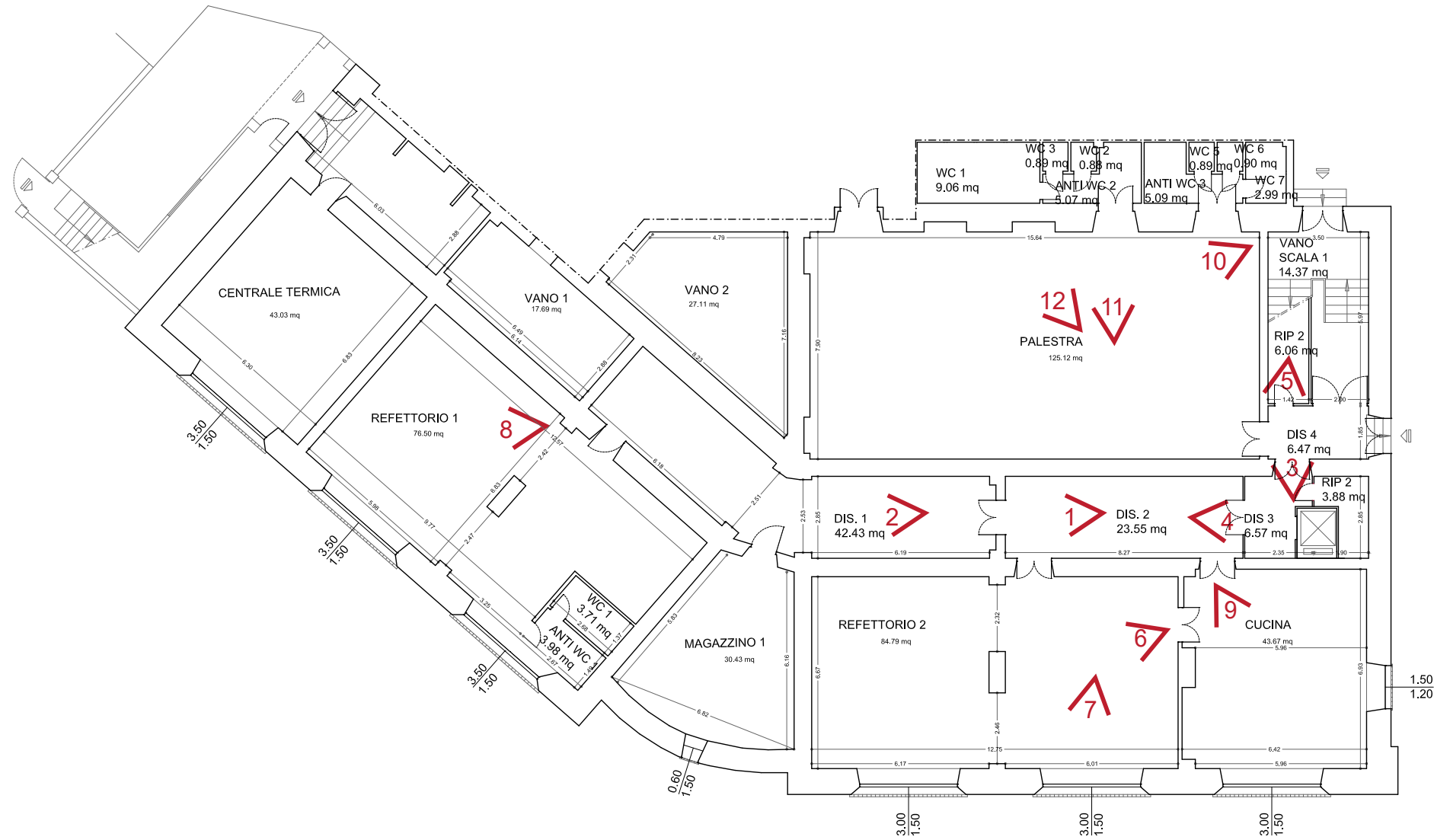


FOTO 01



FOTO 02



FOTO 03



FOTO 04



FOTO 05



FOTO 06




FOTO 07




FOTO 08



FOTO 09



FOTO 10



FOTO 11




FOTO 12

PIANTA PIANO TERRA | scala 1:200

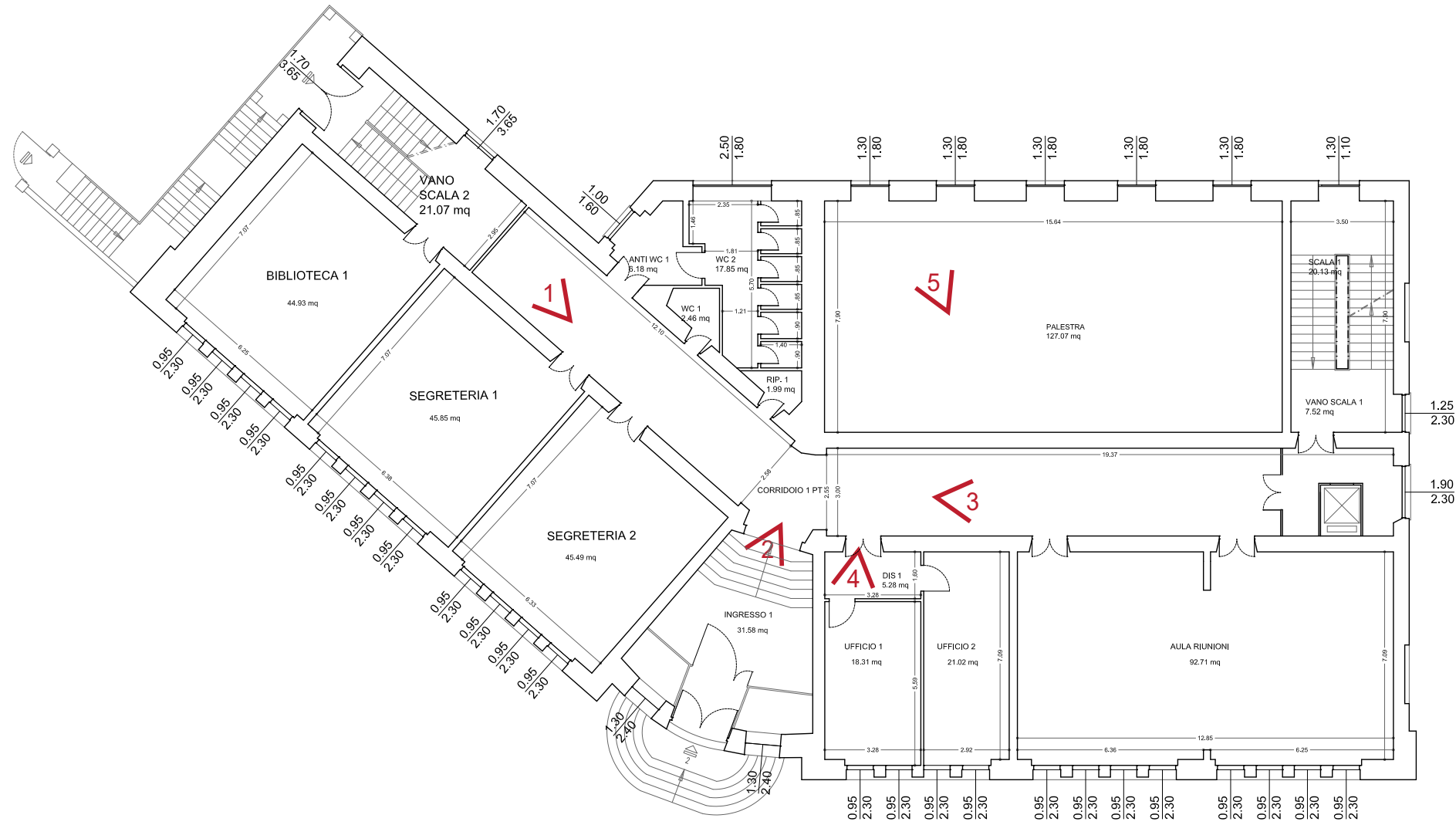


FOTO 05



FOTO 01




FOTO 02



FOTO 03



FOTO 04

PIANTA PIANO PRIMO | scala 1:200



Scuola materna

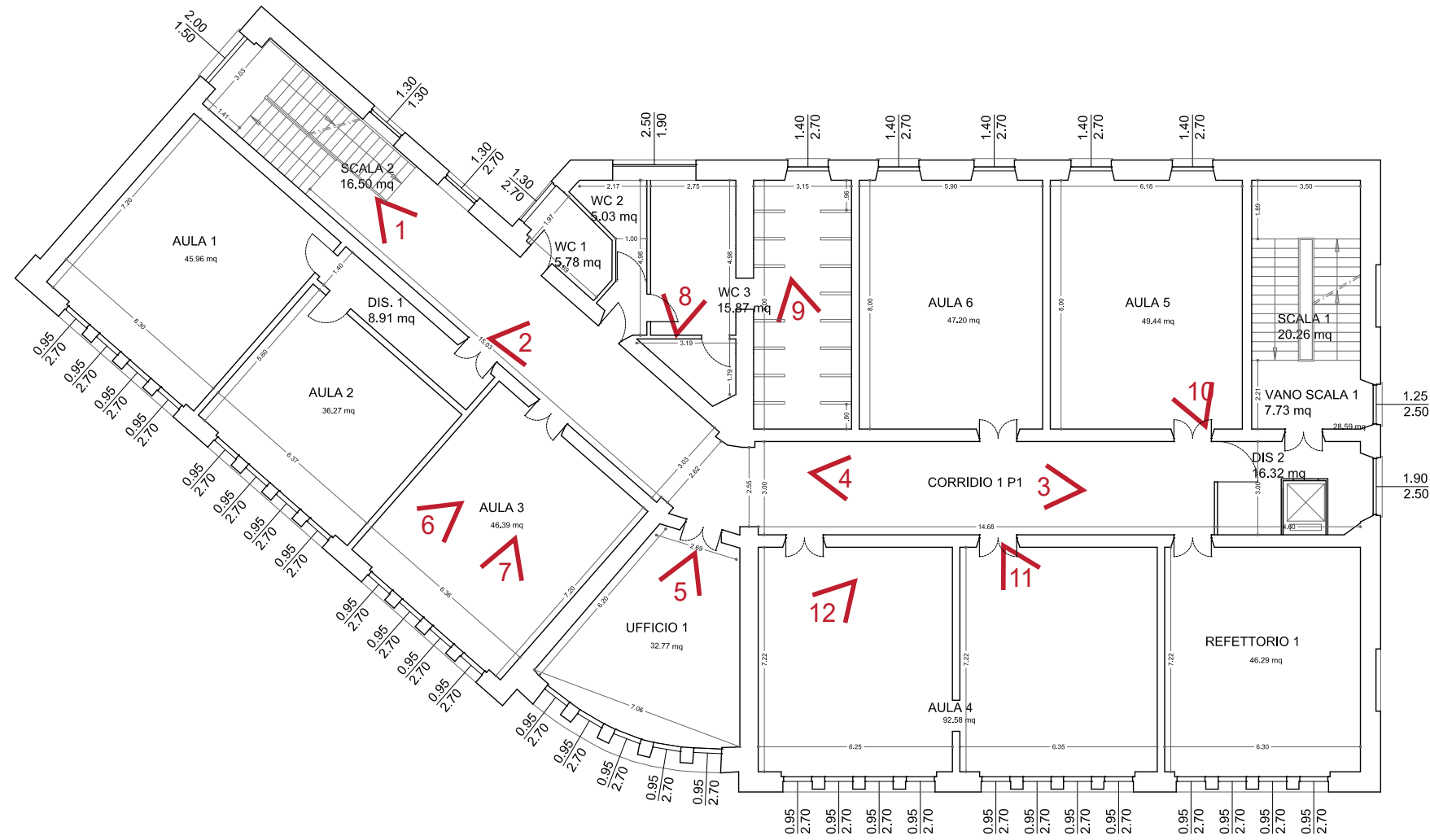


FOTO 01



FOTO 02




FOTO 03




FOTO 04



FOTO 05



FOTO 06




FOTO 07



FOTO 08



FOTO 09



FOTO 10



FOTO 11




FOTO 12

PIANTA PIANO SECONDO | scala 1:200



Scuola elementare

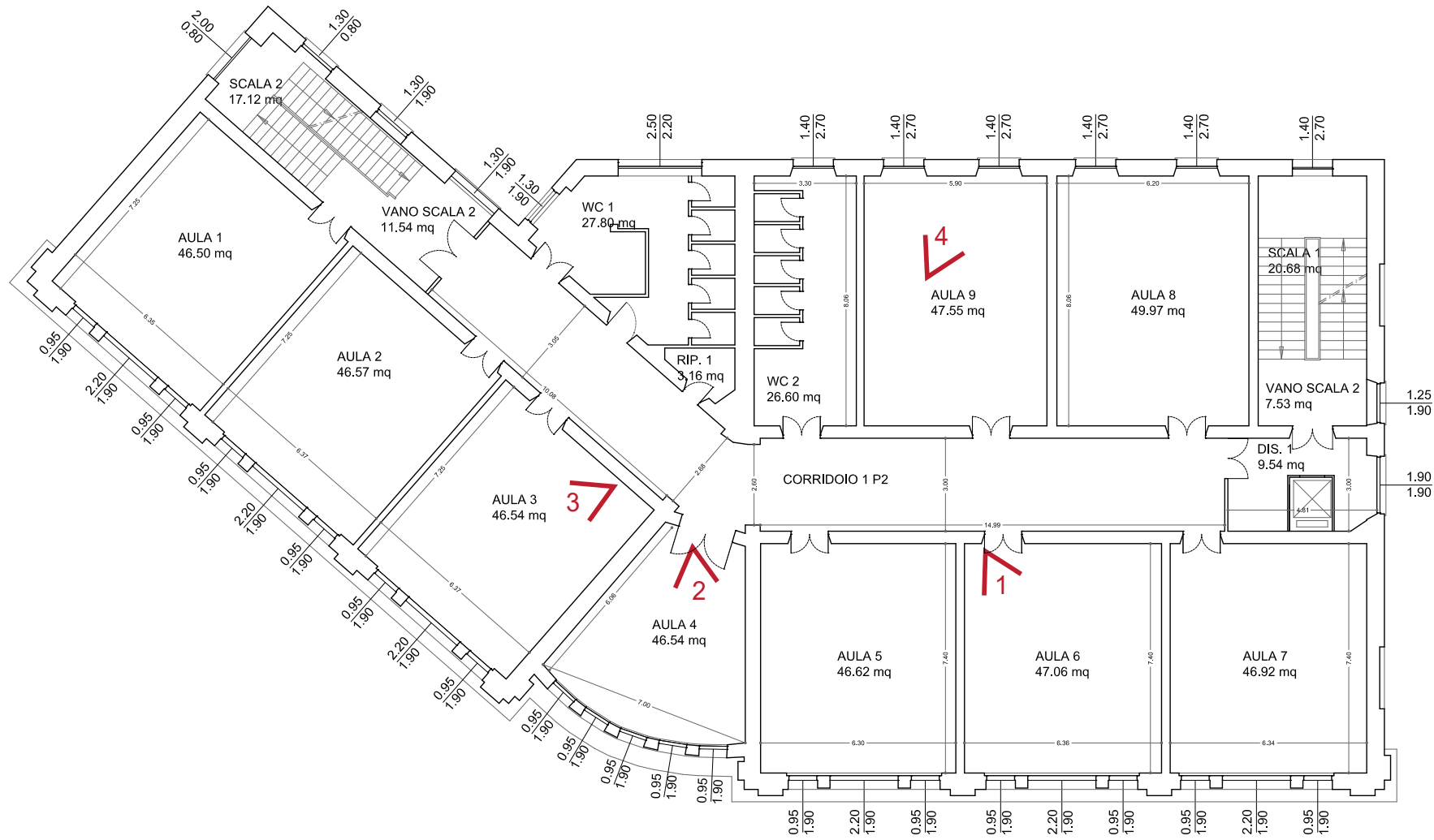


FOTO 01



FOTO 02



FOTO 03



FOTO 04

PIANTA PIANO TERZO | scala 1:200



Scuola elementare

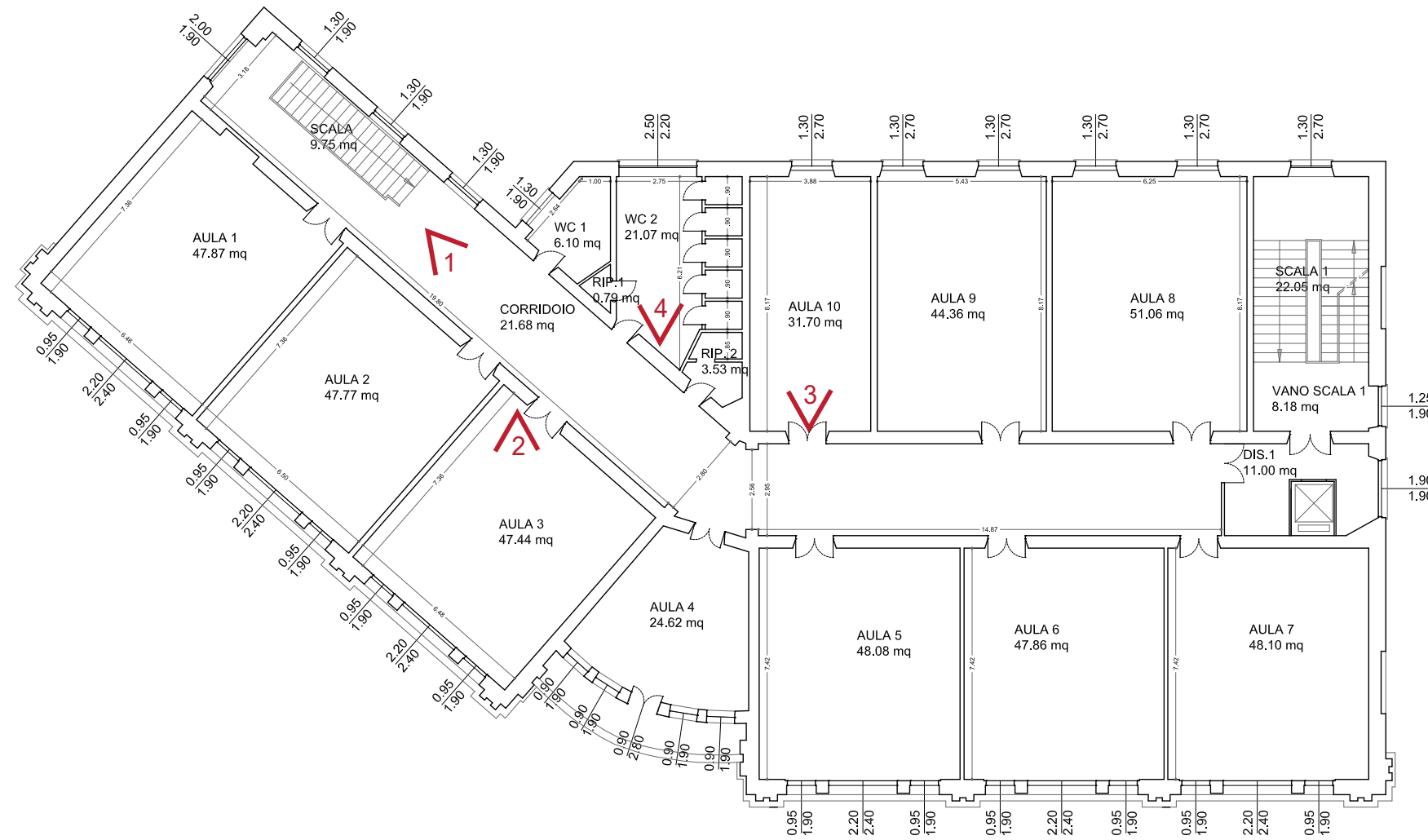


FOTO 01



FOTO 02

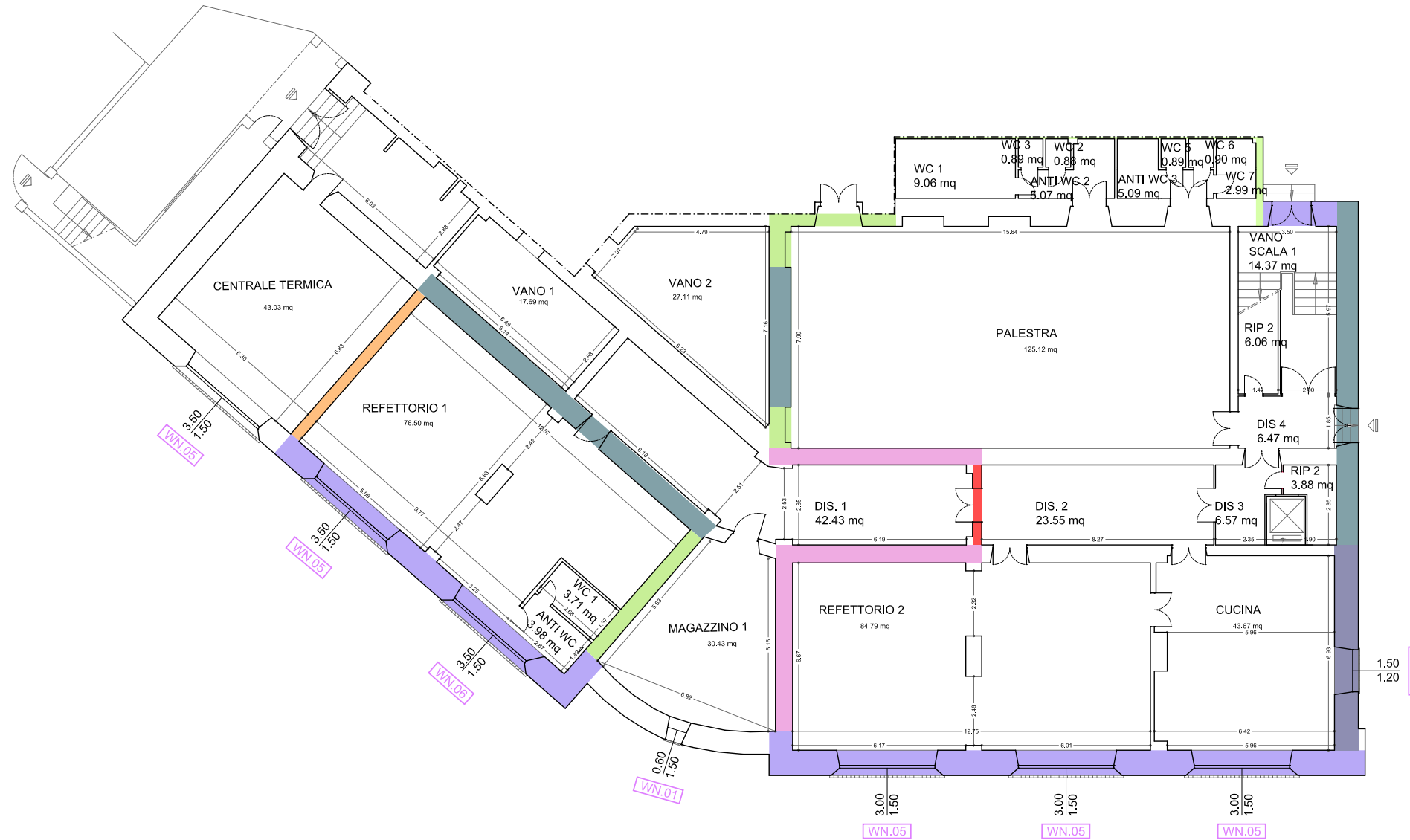


FOTO 03




















FOTO 04

PIANTA PIANO SEMINTERRATO | scala 1:200


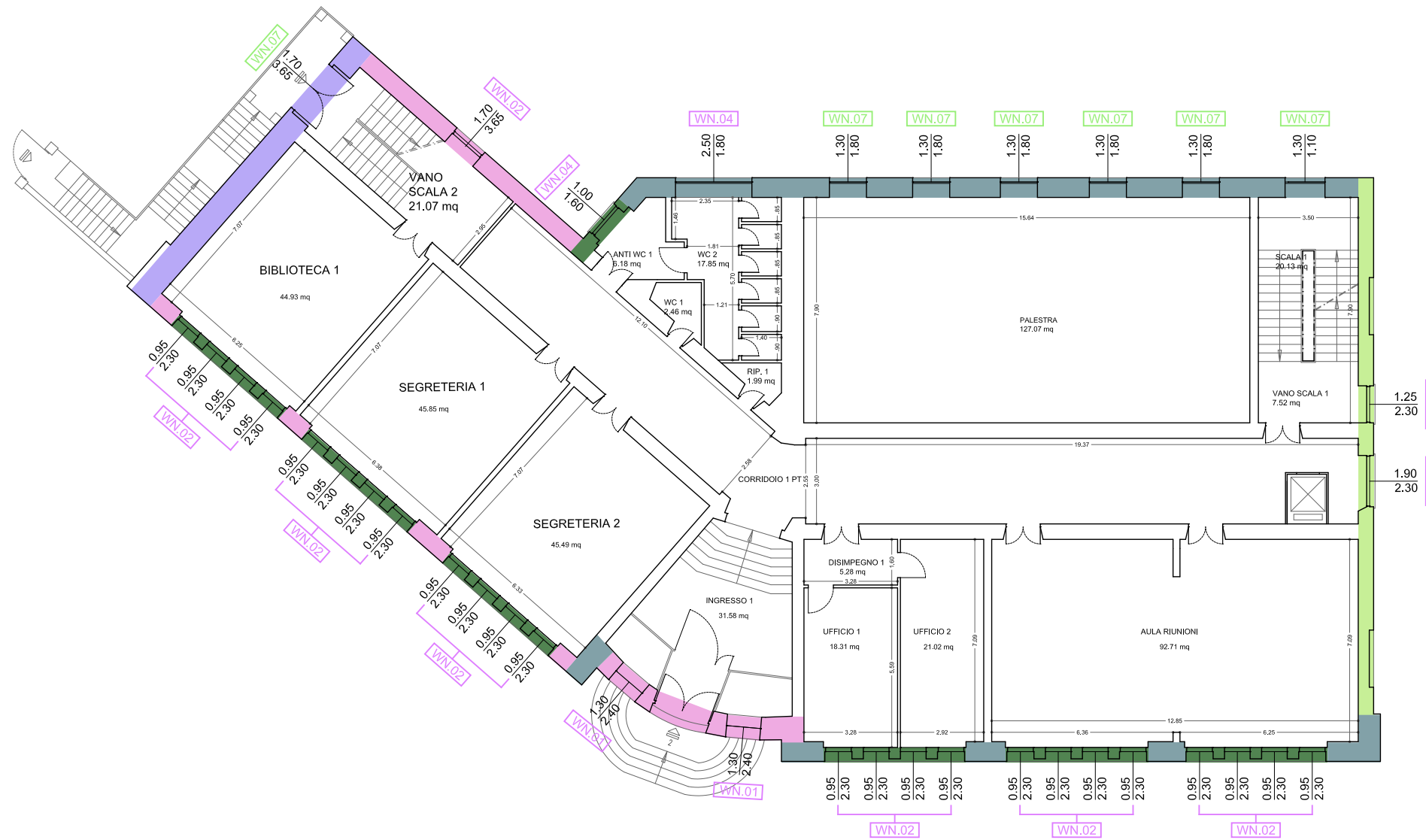


SEZIONE SCHEMATICA


















| | | | | | |
|---|--|---|---|---|---|
|  | MR.01 MURATURA IN PIETRAME_60 cm |  | MR.10 MURATURA IN PIETRAME_90 cm |  | SL.02 SOLAIO INTERPIANO |
|  | MR.02 MURATURA IN PIETRAME_55 cm |  | MR.11 MURATURA IN PIETRAME_70 cm |  | SL.04 SOLAIO COPERTURA |
|  | MR.03 TRAMEZZATURA |  | MR.12 MURATURA IN PIETRAME_80 cm |  | SL.05 SOLAIO INTERPIANO 2° - 3° |
|  | MR.04 MURATURA IN PIETRAME_45 cm |  | MR.15 PARETE PREFABRICCATA IN CLS |  | SOL.13a SOLAIO CONTROTERRA |
|  | MR.05 MURATURA IN PIETRAME_40 cm |  | COD. INFISSO IN PVC VETROCAMERA | | |
|  | MR.06 MURATURA IN PIETRAME_35 cm |  | COD. INFISSO CON TELAIO IN METALLO VETRO SINGOLO | | |
|  | MR.07 MURATURA IN PIETRAME_50 cm | | | | |

LEGENDA TIPOLOGIE COSTRUTTIVE

PIANTA PIANO TERRA | scala 1:200



SEZIONE SCHEMATICA


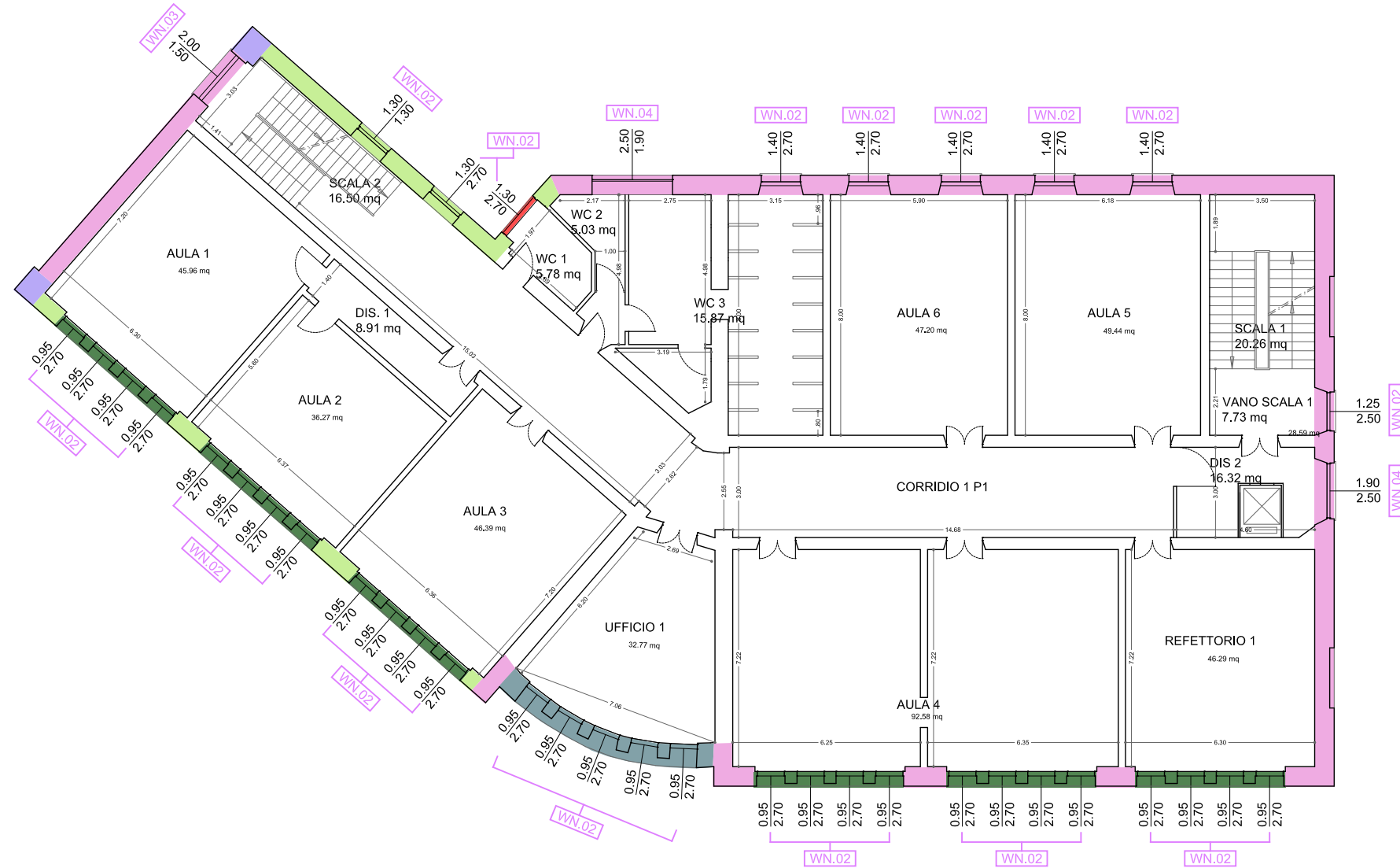
| | | | | | |
|---|---|---|---|---|---|
|  | MR.01 MURATURA IN PIETRAMME_60 cm |  | MR.10 MURATURA IN PIETRAMME_90 cm |  | SL.02 SOLAIO INTERPIANO |
|  | MR.02 MURATURA IN PIETRAMME_55 cm |  | MR.11 MURATURA IN PIETRAMME_70 cm |  | SL.04 SOLAIO COPERTURA |
|  | MR.03 TRAMEZZATURA |  | MR.12 MURATURA IN PIETRAMME_80 cm |  | SL.05 SOLAIO INTERPIANO 2° - 3° |
|  | MR.04 MURATURA IN PIETRAMME_45 cm |  | MR.15 PARETE PREFABRICCATTA IN CLS |  | SOL.13a SOLAIO CONTROTERRA |
|  | MR.05 MURATURA IN PIETRAMME_40 cm |  | INFISSO IN PVC VETROCAMERA | | |
|  | MR.06 MURATURA IN PIETRAMME_35 cm |  | INFISSO CON TELAIO IN METALLO VETRO SINGOLO | | |
|  | MR.07 MURATURA IN PIETRAMME_50 cm | | | | |

LEGENDA TIPOLOGIE COSTRUTTIVE


















PIANTA PIANO PRIMO | scala 1:200



Scuola materna



SEZIONE SCHEMATICA

| | | | | | |
|---|--|---|---|---|---|
|  | MR.01 MURATURA IN PIETRAME_60 cm |  | MR.10 MURATURA IN PIETRAME_90 cm |  | SL.02 SOLAIO INTERPIANO |
|  | MR.02 MURATURA IN PIETRAME_55 cm |  | MR.11 MURATURA IN PIETRAME_70 cm |  | SL.04 SOLAIO COPERTURA |
|  | MR.03 TRAMEZZATURA |  | MR.12 MURATURA IN PIETRAME_80 cm |  | SL.05 SOLAIO INTERPIANO 2° - 3° |
|  | MR.04 MURATURA IN PIETRAME_45 cm |  | MR.15 PARETE PREFABRICCATTA IN CLS |  | SOL.13a SOLAIO CONTROTERRA |
|  | MR.05 MURATURA IN PIETRAME_40 cm |  | INFISSO IN PVC VETROCAMERA | | |
|  | MR.06 MURATURA IN PIETRAME_35 cm |  | INFISSO CON TELAIO IN METALLO VETRO SINGOLO | | |
|  | MR.07 MURATURA IN PIETRAME_50 cm | | | | |

LEGENDA TIPOLOGIE COSTRUTTIVE

PIANTA PIANO SECONDO | scala 1:200



Scuola elementare



SEZIONE SCHEMATICA


| | | | | | |
|--|--|--|---|--|---|
| | MR.01 MURATURA IN PIETRAME_60 cm | | MR.10 MURATURA IN PIETRAME_90 cm | | SL.02 SOLAIO INTERPIANO |
| | MR.02 MURATURA IN PIETRAME_55 cm | | MR.11 MURATURA IN PIETRAME_70 cm | | SL.04 SOLAIO COPERTURA |
| | MR.03 TRAMEZZATURA | | MR.12 MURATURA IN PIETRAME_80 cm | | SL.05 SOLAIO INTERPIANO 2° - 3° |
| | MR.04 MURATURA IN PIETRAME_45 cm | | MR.15 PARETE PREFABRICCATA IN CLS | | SOL.13a SOLAIO CONTROTERRA |
| | MR.05 MURATURA IN PIETRAME_40 cm | | COD. INFISSO IN PVC VETROCAMERA | | |
| | MR.06 MURATURA IN PIETRAME_35 cm | | COD. INFISSO CON TELAIO IN METALLO VETRO SINGOLO | | |
| | MR.07 MURATURA IN PIETRAME_50 cm | | | | |

LEGENDA TIPOLOGIE COSTRUTTIVE


















PIANTA PIANO TERZO | scala 1:200



Scuola elementare



SEZIONE SCHEMATICA

| | | | | | |
|---|--|---|---|---|---|
|  | MR.01 MURATURA IN PIETRAME_60 cm |  | MR.10 MURATURA IN PIETRAME_90 cm |  | SL.02 SOLAIO INTERPIANO |
|  | MR.02 MURATURA IN PIETRAME_55 cm |  | MR.11 MURATURA IN PIETRAME_70 cm |  | SL.04 SOLAIO COPERTURA |
|  | MR.03 TRAMEZZATURA |  | MR.12 MURATURA IN PIETRAME_80 cm |  | SL.05 SOLAIO INTERPIANO 2° - 3° |
|  | MR.04 MURATURA IN PIETRAME_45 cm |  | MR.15 PARETE PREFABRICCATA IN CLS |  | SOL.13a SOLAIO CONTROTERRA |
|  | MR.05 MURATURA IN PIETRAME_40 cm |  | COD. INFISSO IN PVC VETROCAMERA | | |
|  | MR.06 MURATURA IN PIETRAME_35 cm |  | COD. INFISSO CON TELAIO IN METALLO VETRO SINGOLO | | |
|  | MR.07 MURATURA IN PIETRAME_50 cm | | | | |

LEGENDA TIPOLOGIE COSTRUTTIVE